

WHO TEACHES RE TO THE NATION'S SECONDARY SCHOOLS?

A report on the school census 2020 – published by DfE June 2021

ABOUT THE SCHOOL CENSUS

The School workforce data is sourced from the annual school census which is submitted by each school in England to the DfE in November. The data is published the following June. Not every school completes the census each year and not every school records their information in a way that accurately reflects their actual provision.

QUALIFICATIONS OF TEACHERS (MOST RECENT-PRE-PANDEMIC DATA)

The percentage of teachers with post-A level qualifications in the subject they teach

82.2%

ENGLISH

78.3%

MATHEMATICS

76.1%

HISTORY

44.9%

RELIGIOUS EDUCATION

BURSARIES – NONE FOR RE

Training bursaries, are intended to encourage the best graduates to apply but **in RE they are having the opposite effect**. Lack of TRS grads means RE needs to recruit from other subjects, but no bursary sends them elsewhere. Supply fails to meet demand. Last May over 100 RE posts were advertised when the evidence showed almost all trainees had already secured posts. See NATRE article here: <https://tinyurl.com/3vt8r9r6>

£10 ● Languages

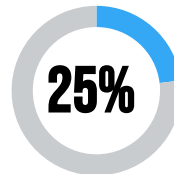
£10 ● Classics

£0K ● Religious Education

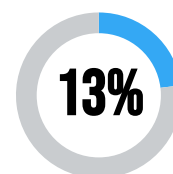
HOURS TAUGHT (MOST RECENT-PRE-PANDEMIC DATA)

by those with no post-A level qualification

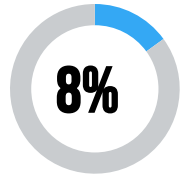
RELIGIOUS EDUCATION



MATHEMATICS



HISTORY

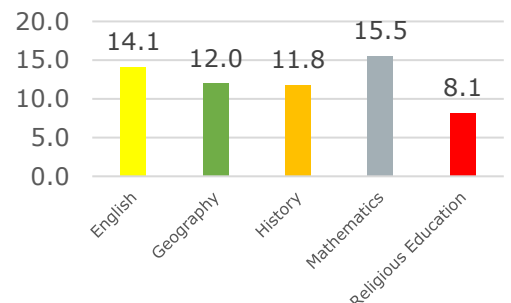


HOW MANY TEACHERS?

2011	SUBJECT	2021
16.4	Religious Education	15.5 -6%
16.6	History	17.5 +6%
14.9	Geography	16.5 +11%

RE IS TAUGHT BY THOSE WHO TEACH OTHER SUBJECTS

Hours per teacher all years



More detail about this data can be found here [\[link\]](#)

If each RE teacher only teaches 8 hours of RE per week on average. Many of them must be teaching another subject for the rest of their timetable