

Who teaches RE to the nation's secondary schools?

A report on the school census 2019 – published by DfE June 2020

ABOUT THE SCHOOL CENSUS

The School workforce data is sourced from the annual school census which is submitted by each school in England to the DfE in November. The data is published the following June. Not every school completes the census each year and not every school records their information in a way that accurately reflects their actual provision.

QUALIFICATIONS OF TEACHERS

The percentage of teachers with post-A level qualifications in the subject they teach

82.2%

English

78.3%

Mathematics

76.1%

History

44.9%

Religious Education

BURSARIES

Training bursaries, according to government policy, encourage the best graduates to apply (especially in shortage subjects).

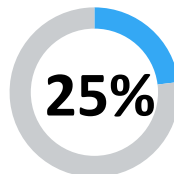
AND YET, RE HAS NO BURSARY

- £10 ● Languages
- £10 ● Classics
- £0K ● Religious Education

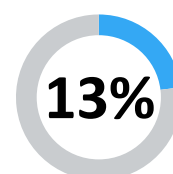
HOURS TAUGHT

by those with no post-A level qualification

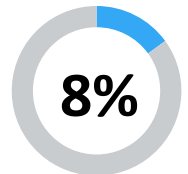
Religious Education



Mathematics



History



HOW MANY TEACHERS?

2011	Subject	2019
16.4	Religious Education	15.1 -8%
16.6	History	16.9 +2%
14.9	Geography	15.7 +5%

NQTs RETAINED*

After one year (RE trained) without New2RE



After one year with New2RE support



After five years (RE trained) without New2RE



After three years with New2RE support



*2017

More detail about this data can be found here:
www.natre.org.uk/uploads/Free%20Resources/SWF%20National%20Data%202019.pdf